

This report summarizes the status of computer science (CS) education using data from 18,938 surveys collected in 2014–2015 and 2015–2016 from U.S. K–12 school principals.


These data are from a multi-year Google-Gallup study of U.S. K–12 students, parents, teachers, principals, and superintendents.

This report: [goo.gl/FUMFaP](http://goo.gl/FUMFaP)  
 All reports: [g.co/cseduresearch](http://g.co/cseduresearch)

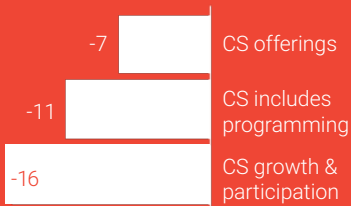
West Virginia principals are less likely than the average U.S. principal to have positive perceptions of CS. They are also less likely to have various CS offerings, include programming/coding in their offerings, or indicate growth in CS. They are less likely to prioritize CS or report student and parent demand and staff and school board support.

Values below indicate percentage point difference from the U.S. average. See back for full data tables.

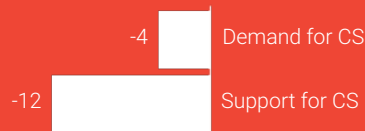
### Perceptions



### Opportunities & Participation



### School Infrastructure



### State Policy as of 2017<sup>1</sup>

- Dedicated state funding for CS PD
- Requires all high schools to offer CS
- K–12 CS curriculum standards

## Background

Broadening equitable student access to computer science (CS) education is critical to our future, not only because of the increasing demand for qualified workers to fill computing-related jobs but also because it develops critical thinking to solve complex problems, creativity to foster new ideas, and skills to drive innovation. To inform the public on progress made toward ensuring broad participation in K–12 CS education, this report provides results from 2014–15 and 2015–16 Google-Gallup surveys. Topics include perceptions, opportunities, support, and infrastructure. It also offers recommendations to broaden access to CS learning for West Virginia.

## Findings

Results from the 2014–15 and 2015–16 Google-Gallup surveys show that while perceptions of CS are increasingly positive, there is still inconsistent implementation of CS education for students in U.S. schools.

- **Positive perceptions of CS prevail** among students, parents, and educators, including 82% of West Virginia principals who believe that CS can be used in many different jobs (U.S. average 88%).
- **The value of CS is high**, where 49% of West Virginia principals agreed that most students should be required to take CS (U.S. average 60%).
- **CS offerings are limited**, with 38% of West Virginia principals reporting offering CS classes (U.S. average 57%).
- **Growth in CS opportunities is anticipated** by 35% of West Virginia principals by 2019 (U.S. average 53%).

To help prepare schools for CS education, the study also identifies challenges to providing CS education for all students in West Virginia.

- **Parents' demand for CS is not being heard**; 91% of U.S. parents want their child to learn CS, whereas only 5% of West Virginia principals believe there is strong parent demand for CS (U.S. average 8%).
- **Principals perceive weak school board support for CS** in West Virginia, with 28% indicating school board commitment (U.S. average 41%).
- **Lack of teachers trained in CS** (61%), **insufficient budget for a CS teacher** (42%), and **focus on test preparation for other subject areas** (39%) are the greatest barriers to offering CS for West Virginia principals.

## Recommendations

- **Promote broad, diverse participation** by taking advantage of interest and growth while integrating equity practices into CS recruitment and pedagogy.
- **Expand CS offerings** by connecting with communities, legislators, and organizations advocating for CS education.
- **Increase qualified CS teachers** through incentives and support of quality teacher preparation and certification.
- **Prioritize funding** to meet the demand for CS education.
- **Integrate CS** education offerings via flexible curricula, empowering teachers to incorporate CS into their subjects.

<sup>1</sup> Source: [code.org/promote](http://code.org/promote)



# K-12 Computer Science Education West Virginia

## Data Tables

The descriptive data tables below show responses by 148 West Virginia K-12 principals compared to the full sample of 18,938 surveys collected in 2014–2015 and 2015–2016 from U.S. K-12 school principals; sample size may vary by question. Percentage point differences from the U.S. for each category were calculated from the percentages bolded below. Full methodology is at [goo.gl/7qwXgP](http://goo.gl/7qwXgP).

Perceptions	WV	US
<b>Image of CS careers (average % positive)</b>	<b>78</b>	<b>85</b>
People who do CS make things that help improve lives. (% agree)	74	82
CS can be used in a lot of different types of jobs. (% agree)	82	88
<b>Value of CS in schools (average % positive)</b>	<b>64</b>	<b>72</b>
It is a good idea to try to incorporate CS education into other subjects at school. (% agree)	59	71
Most students should be required to take a computer science course. (% agree)	49	60
Do you think offering opportunities to learn CS is more important, just as important, or less important to a student's future success than (% just as/more important)		
...required courses like math, science, history and English?	64	67
...other elective courses like art, music, and foreign languages?	86	90
Opportunities & Participation	WV	US
<b>CS offerings (average % positive)</b>	<b>48</b>	<b>55</b>
About how many different types of CS courses are available in your school this year? (% 1+)	38	57
For each of the CS classes available this year, how many are (% 1+)		
...Introductory level	94	95
...AP courses	14	18
...Other	45	47
As far as you know, is CS taught as part of other classes at your school? (% yes)	45	46
How many school clubs or after-school activities that expose students to CS are at your school? (% 1+)	51	65
<b>CS includes programming: Do the computer science opportunities offered in your school include any of the following elements?</b>	<b>52</b>	<b>63</b>
...Computer programming and coding (%)		
<b>CS growth &amp; participation (average % positive)</b>	<b>34</b>	<b>51</b>
[Of those offering CS] In the last 3 years, has CS participation increased, stayed about the same, or decreased? (% increased)	44	56
In the next 3 years, will the number of opportunities to learn CS in your school increase, stay the same, or decrease? (% increase)	35	53

School Infrastructure	WV	US
<b>Demand for CS (average % positive)</b>	<b>7</b>	<b>11</b>
Demand for CS education among parents in your school is (%)		
...High	5	8
Demand for CS education among students in your school is (%)		
...High	9	15
<b>Support for CS (average % positive)</b>	<b>25</b>	<b>36</b>
CS education is currently a top priority for my school. (% agree)	16	25
My school board believes CS education is important to offer in our schools. (% agree)	28	41
The majority of teachers and counselors in my school think it is important to offer CS. (% agree)	30	43
<b>Barriers</b>		
As far as you know, why doesn't your school offer any ways to learn computer science? Select all that apply. (%)		
...There are no teachers available at my school with the necessary skills to teach computer science.	61	50
...There is not enough money to train or hire a teacher.	42	48
...We have to devote most of our time to other courses that are related to testing requirements and computer science is not	39	48
...We do not have sufficient budget to purchase the necessary computer equipment.	32	37
...There is not enough demand from parents.	28	35
...We do not have the necessary computer software.	28	35
...We do not have sufficient budget to purchase the necessary computer software.	28	36
...There is not enough demand from students.	27	34
...We do not have the necessary computer equipment.	23	29
...There are too many other courses that students have to take in order to prepare for college.	18	23
...There are no teachers available to hire with the necessary skills to teach computer science.	18	11
...There is not enough classroom space.	18	18
...Internet connectivity is poor at my school.	3	10
What was the largest barrier your school had to overcome to offer CS? (%)		
...There was not enough money to train or hire a teacher.	18	15
...There were no teachers available at my school with the necessary skills to teach computer science.	14	18
...There were too many other courses that students have to take in order to prepare for college.	12	16

Suggested citation: Google Inc. & Gallup Inc. (2017, December). K-12 Computer Science Education: State Reports. Results From the 2014–2016 Google-Gallup Study of Computer Science in U.S. K-12 Schools. Retrieved from <https://goo.gl/n7bZLs>.