

K-12 Computer Science Education

Illinois



This report summarizes the status of computer science (CS) education from a 2014 survey of 9,693 U.S. K-12 school principals. Topics include perceptions, opportunities and participation, as well as support and infrastructure.

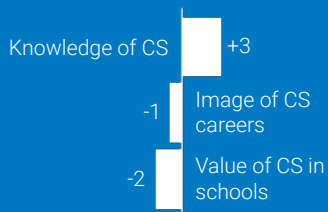
These data are from a multi-year Google-Gallup study of U.S. students, parents, teachers, principals, and superintendents.

g.co/cseduresearch

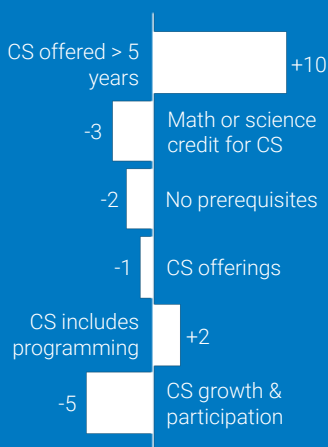
Illinois principals more often correctly distinguished CS from computer literacy, yet less valued CS, compared to the U.S. average. They less likely offer CS classes, but of those who do, more have had CS for over five years. A smaller portion of Illinois principals report having CS afterschool and fewer reported growth in CS.

Values below indicate percentage point difference from the U.S. average. See back for full data tables.


Knowledge & Perceptions



Opportunities & Participation



School Infrastructure



Background

Broadening equitable student access to computer science (CS) is critical to our future, not only because of the increasing demand created by computing-related jobs but also because it develops critical thinking to solve complex problems, creativity to foster new ideas, and skills to drive innovation. To inform progress in ensuring *Computer Science for All*, this report provides a status of CS education and recommendations for Illinois.

Findings

Results from the 2014-15 Google-Gallup study indicate that improvement is needed for Illinois schools to implement CS education for all students.

- **Most confuse CS as basic computer literacy.** In Illinois, only 36% of principals surveyed correctly identified computer literacy activities as *not* computer science (U.S. average 33%).
- **CS offerings are limited,** with 24% of Illinois principals reporting offering CS classes with programming and coding (U.S. average 26%).
- **CS offerings often appeal to and serve a subset of students.** Illinois principals report CS students are most often White.

To help prepare schools for CS education, the study also identified challenges to providing CS education for all students in Illinois.

- **Parents' demand for CS is not heard;** 91% of U.S. parents want their child to learn CS, whereas only 11% of Illinois principals believed there was high demand for CS (U.S. average 7%).
- **Principals perceive low school board and staff support for CS** in Illinois at 36% (U.S. average 37%).
- **Focus on test preparation for other subject areas (43%), lack of teachers trained in CS (40%), and not enough budget for a CS teacher (38%)** were reported by Illinois principals as the greatest barriers to offering CS for their schools.

Recommendations

- **Differentiate between computer literacy and computer science** to ensure students not only learn to use technology, but learn to create technologies.
- **Expand CS offerings** by connecting with communities, legislators, and organizations advocating for CS.
- **Promote diverse participation** by integrating equity practices into CS pedagogy, encouraging participation through various pathways, and diversifying portrayals of CS to build confidence and identities.
- **Integrate CS** via flexible curricula, empowering teachers to use CS in their subjects.
- **Allow CS classes to count towards graduation and college admissions** to encourage participation.
- **Increase qualified CS teachers** through incentives and support of quality teacher preparation and certification.
- **Prioritize funding** to meet the demand for CS.

See g.co/cseduresearch for recommended resources.



Data Tables

The descriptive data tables below show responses by 338 Illinois K-12 principals compared to the full sample of 9,693 U.S. K-12 principals, surveyed Nov.-Dec. 2014; sample size may vary by question. Percentage point differences from the U.S. for each category were calculated from the percentages bolded below. Full methodology is at g.co/cseduresearch.

Knowledge & Perceptions	IL	US
Knowledge of CS (% no to both)	36	33
Which of the following activities do you consider part of CS? (% no)		
...Creating documents or presentations on the computer	37	35
...Searching the Internet	46	44
Image of CS careers (average % positive)	86	87
People who do CS make things that help improve lives. (% agree)	80	82
There are a lot of good jobs available in the U.S. for people who know CS. (% agree)	90	90
CS can be used in a lot of different types of jobs. (% agree)	88	89
Value of CS in schools (average % positive)	70	72
It is a good idea to try to incorporate CS education into other subjects at school. (% agree)	69	70
Most students should be required to take a computer science course. (% agree)	56	59
Do you think offering opportunities to learn CS is more important, just as important, or less important to a student's future success than (% just as/more important)		
...required courses like math, science, history and English?	65	68
...other elective courses like art, music, and foreign languages?	90	91
Opportunities & Participation	IL	US
CS offered > 5 years: How long has your school offered opportunities to learn computer science? (% greater than 5 years)	59	49
Math or science credit for CS (% positive to either)	10	13
Which of the following describe how credit is given for computer science courses offered at your school? Select all that apply. (%)		
...A math requirement	10	10
...A science requirement	3	8
No prerequisites: Do CS classes offered in your school have prerequisites? (% no)	71	73
CS offerings (average % positive)	52	53
About how many different types of CS courses are available in your school this year? (% 1+)	48	54
For each of the CS classes available this year, how many are (% 1+)		
...Introductory level	96	95
...AP courses	22	21
...Other	43	44
As far as you know, is CS taught as part of other classes at your school? (% yes)	45	43
How many school clubs or after-school activities that expose students to CS are at your school? (% 1+)	57	62
CS includes programming: Do the computer science opportunities offered in your school include any of the following elements?	55	53
...Computer programming and coding (%)		

Opportunities & Participation	IL	US
CS growth & participation (average % positive)	41	46
[Of those offering CS] In the last 3 years, has CS participation increased, stayed about the same, or decreased? (% increased)	44	51
In the next 3 years, will the number of opportunities to learn CS in your school increase, stay the same, or decrease? (% increase)	43	49
Students who learn CS: How often are students who learn CS at your school (% usually/sometimes)		
...Girls	24 /58	27 /54
...White/Caucasian	67 /26	60 /32
...Black/African-American	18 /44	21 /43
...Hispanic/Latino	18 /46	21 /44
...Asian	21 /42	26 /41
School Infrastructure	IL	US
Demand for CS (average % positive)	25	27
Demand for CS education among parents in your school is (%)		
...High	11	7
...Increasing	33	36
Demand for CS education among students in your school is (%)		
...High	12	14
...Increasing	46	49
Support for CS (average % positive)	36	37
CS education is currently a top priority for my school. (% agree)	24	24
My school board believes CS education is important to offer in our schools. (% agree)	43	43
The majority of teachers and counselors in my school think it is important to offer CS. (% agree)	41	45
Teacher availability (average % positive)	48	48
I could easily identify a staff member with the skills and knowledge to teach a CS course. (% agree)	54	56
Would you have to hire a new teacher to teach CS or is there teacher at your school could teach CS? (% there is a teacher)	43	40
Barriers		
As far as you know, why doesn't your school offer any ways to learn computer science? Select all that apply. (%)		
...We have to devote most of our time to other courses that are related to testing requirements and computer science is not.	43	47
...There are no teachers available at my school with the necessary skills to teach computer science.	40	42
...There is not enough money to train or hire a teacher.	38	44
What was the largest barrier your school had to overcome to offer CS? (%)		
...There were too many other courses that students have to take in order to prepare for college.	19	16